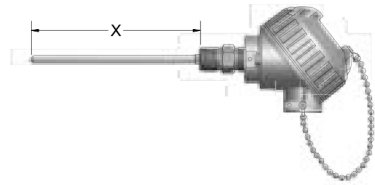
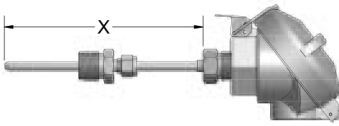


SENSORS WITH CONNECTION HEADS

Configuration Code GP02 Fixed-Sheath Thermocouple Assemblies with General-Purpose Connection Heads

Fixed-Sheath Thermocouple Assemblies with General-Purpose Connection Heads have head mounting fittings that are welded or brazed to the sheath for direct immersion into a process. To order an assembly with an optional 4 to 20 mA transmitter, select the assembly below and the transmitter from the back of this section. The MgO-insulated thermocouple assemblies are offered in a variety of calibrations, sheath diameters, and sheath materials.



ORDER CODES

Example Order Number:

1-0	1-1	1-2	1-3	2-0	3	4-0	4-1	4-2	Select Type and Range from back of section
J	3	8	U	-	012	-	05A	-	9HP 49, T-

1-0 Thermocouple Types

CODE		
SINGLE	DUPLEX	TRIPLEX
E	EE	-
J	JJ	JJJ
K	KK	KKK
T	TT	-

1-1 Sheath Diameters

CODE	DIAMETER (inches)
2	1/8
3	3/16
4	1/4
6	3/8

1-2 Sheath Materials

CODE	MATERIAL	STANDARD AVAILABLE TYPES
3	Alloy 600	K
4	310 SS	K
5	446 SS	K ^[1]
8	316 SS	E, J, K, T

[1] All sensors with 446SS sheaths must have an ungrounded measuring junction.

1-3 Measuring Junctions

CODE	DESCRIPTION
G	Grounded junction
U	Ungrounded junction
E	Exposed junction

2-0 'X' Dimension

Insert three digit "X" length in inches

Sheath lengths over 72" will be shipped in a coiled configuration unless otherwise specified.

3-0 No Fitting

CODE	00
------	----

3-1 One-Time Adjustable Fittings

CODE	TYPE	NPT SIZE (inches)	PRESSURE-RATED	AVAILABLE SHEATH DIAMETERS (inches)
05A	316 SS	1/8	YES	1/8, 3/16, 1/4
05B	316 SS	1/4	YES	1/8, 3/16, 1/4, 3/8
05C	316 SS	1/2	YES	1/8, 3/16, 1/4, 3/8
15A	Brass	1/8	NO	1/8, 3/16, 1/4
15B	Brass	1/4	NO	3/16, 1/4, 3/8
15C	Brass	1/2	NO	1/4, 3/8
14	Brass/Steel	Flange	NO	1/8, 3/16, 1/4, 3/8

3-2 Re-Adjustable Compression Fittings

CODE	TYPE	NPT SIZE (inches)	AVAILABLE SHEATH DIAMETERS (inches)
12A	316 SS	1/8	1/8, 3/16, 1/4
12B	316 SS	1/4	1/8, 3/16, 1/4, 3/8
12C	316 SS	1/2	1/8, 3/16, 1/4, 3/8
11A	Brass	1/8	1/8, 3/16, 1/4
11B	Brass	1/4	1/8, 3/16, 1/4, 3/8
11C	Brass	1/2	1/4, 3/8
19C	Spring-loaded SS well fitting	1/2	3/16, 1/4

FEP gland standard 204 °C [400 °F] max.

3-3 Fixed Bushings^[1]

CODE	MOUNTING THREAD NPT (inches)	AVAILABLE SHEATH DIAMETERS (inches)
316 SS		
8A __ ^[2]	1/8	1/8, 3/16, 1/4
8B __ ^[2]	1/4	1/8, 3/16, 1/4, 3/8
8C __ ^[2]	1/2	1/8, 3/16, 1/4, 3/8
8D __ ^[2]	3/4	1/8, 3/16, 1/4, 3/8

[1] Requires Table 4, Option 9HP Selection

[2] When ordering fixed bushings, specify order code above plus insert length "U", as measured from hot tip to bottom of threaded bushing. EXAMPLE: order code 8A06 is 1/8" NPT, 316 SS bushing located 6" from hot tip.

4-0 Head Mounting Fittings

CODE	DESCRIPTION
6HN	1/2" x 1/2" NPT steel hex nipple 1" "E" length
8HN	1/2" x 1/2" NPT stainless steel hex nipple 1" "E" length
9HP	1/2" NPT stainless steel bushing (no process threads)
8RND	3/4" x 1/2" NPT stainless steel hex nipple

4-1 Head and Sheath Terminations

CODE	DESCRIPTION
22	3" Individual fluoropolymer leads with terminal pins
31	Aluminum screw-cover head
34	Cast iron screw-cover head
35T-642A	(4 to 20) mA HART® Field Transmitter with aluminum general-purpose housing
36T82-D10	(4 to 20) mA dual input HART® transmitter with digital display and general-purpose aluminum housing with glass lid
37T-662A	(4 to 20) mA HART® dual cavity field temperature transmitter with general-purpose aluminum housing
49	Flip-top aluminum head
63	White polypropylene screw-cover head
91	316 L stainless steel screw-cover head

4-2 Options

W ^[1]	Epoxy Coating
GS	Ground screw
I	Stainless tag
NB	1/2" NPT nylon conduit reducer bushing
SB	1/2" NPT conduit reducer bushing
T-441	(4 to 20) mA isolated head-mounted transmitter
T-442	(4 to 20) mA isolated Hart® head-mounted transmitter
T82-00	(4 to 20) mA dual input HART® head-mounted transmitter

See transmitter ordering information in back of section.

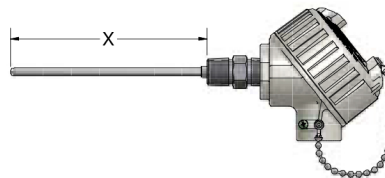
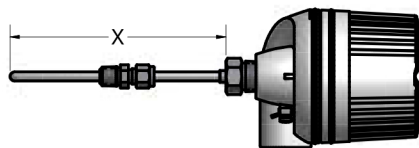
[1] Available with option 31 only.

HART® is a registered trademark of HART Communication Foundation.

SENSORS WITH CONNECTION HEADS

Configuration Code GP02 Fixed-Sheath Thermocouple Assemblies with Explosion-Proof Connection Heads

Fixed-Sheath Thermocouple Assemblies with Explosion-Proof Connection Heads are provided with head mounting fittings that are welded or brazed to the sheath for direct immersion into a process. To order an assembly with an optional 4 to 20 mA transmitter, select the assembly below and the transmitter from the back of this section. The MgO-insulated thermocouple assemblies are offered in a variety of calibrations, sheath diameters, and sheath materials.



ORDER CODES

Example Order Number: **J 2 8 U - 012 - 05A - 9HP 74, T-** Select Type and Range from back of section

1-0 Thermocouple Type

CODE	SINGLE	DUPLEX	TRIPLEX
E	EE	-	-
J	JJ	JJJ	-
K	KK	KKK	-
T	TT	-	-

1-1 Sheath Diameters

CODE	DIAMETER (inches)
2	1/8
3	3/16
4	1/4
6	3/8

1-2 Sheath Materials

CODE	MATERIAL	STANDARD AVAILABLE TYPES
3	Alloy 600	K
4	310 SS	K
5	446 SS	K ^[1]
8	316 SS	E, J, K, T

[1] All sensors with 446SS sheaths must have an ungrounded measuring junction.

1-3 Measuring Junctions

CODE	DESCRIPTION
G	Grounded junction
U	Ungrounded junction
E	Exposed junction

2-0 'X' Dimension

Insert three digit "X" length in inches

Sheath lengths over 72" will be shipped in a coiled configuration unless otherwise specified.

3-0 No Fitting

CODE	00
------	----

3-1 One-Time Adjustable Fittings

CODE	TYPE	NPT SIZE (inches)	PRESSURE-RATED	AVAILABLE SHEATH DIAMETERS (inches)
05A	316 SS	1/8	YES	1/8, 3/16, 1/4
05B	316 SS	1/4	YES	1/8, 3/16, 1/4, 3/8
05C	316 SS	1/2	YES	1/8, 1/4, 3/8
15A	Brass	1/8	NO	1/8, 3/16, 1/4
15B	Brass	1/4	NO	3/16, 1/4, 3/8
15C	Brass	1/2	NO	1/4, 3/8
14	Brass/Steel	Flange	NO	1/8, 3/16, 1/4, 3/8

3-2 Re-Adjustable Compression Fittings

CODE	TYPE	NPT SIZE (inches)	AVAILABLE SHEATH DIAMETERS (inches)
12A	316 SS	1/8	1/8, 3/16, 1/4
12B	316 SS	1/4	1/8, 3/16, 1/4, 3/8
12C	316 SS	1/2	1/8, 1/4, 3/8
11A	Brass	1/8	1/8, 3/16, 1/4
11B	Brass	1/4	1/8, 3/16, 1/4, 3/8
11C	Brass	1/2	1/4, 3/8
19C	Spring-loaded SS well fitting	1/2	3/16, 1/4

FEP gland standard 204 °C [400 °F] max.

3-3 Fixed Bushings^[1]

CODE	316 SS	MOUNTING THREAD NPT (inches)	AVAILABLE SHEATH DIAMETERS (inches)
8A _ _ ^[1]	1/8	1/8	1/8, 3/16, 1/4
8B _ _ ^[1]	1/4	1/4	1/8, 3/16, 1/4, 3/8
8C _ _ ^[1]	1/2	1/2	1/8, 3/16, 1/4, 3/8
8D _ _ ^[1]	3/4	3/4	1/8, 3/16, 1/4, 3/8

[1] Requires Table 4, Option 9HP Selection

[2] When ordering fixed bushings, specify order code above plus insert length "U", as measured from hot tip to bottom of threaded bushing. EXAMPLE: order code 8A06 is 1/8" NPT, 316 SS bushing located 6" from hot tip.

4-0 Head Mounting Fittings

CODE	DESCRIPTION
6HN	1/2" x 1/2" NPT steel hex nipple 1" "E" length
8HN	1/2" x 1/2" NPT stainless steel hex nipple 1" "E" length
9HP	1/2" NPT stainless steel bushing (no process threads)
8RNDC	3/4" x 1/2" NPT stainless steel hex nipple

4-1 Head Terminations

CODE	DESCRIPTION
74	Dual conduit DIN form B aluminum explosion-proof/flame-proof head, NEC, IEC, Atex approved
75T-642C	(4 to 20) mA HART® field transmitter with aluminum explosion-proof housing
76T82-D10	(4 to 20) mA dual input HART® Field Transmitter with digital display and explosion-proof aluminum housing
77T-662C	(4 to 20) mA HART® Field Transmitter with dual cavity explosion-proof aluminum housing
93	Aluminum explosion-proof/flame-proof head, NEC, IEC, Atex approved
94	316L stainless steel explosion-proof/flame-proof head, NEC, IEC, Atex approved

4-2 Options

SB	1/2" NPT conduit reducer bushing
I	Stainless tag
T-441	(4 to 20) mA isolated head-mounted transmitter
T-442	(4 to 20) mA isolated HART® head-mounted transmitter
T82-00	(4 to 20) mA dual input, isolated HART® head-mounted transmitter

See transmitter ordering information in back of section.

HART® is a registered trademark of HART Communication Foundation.