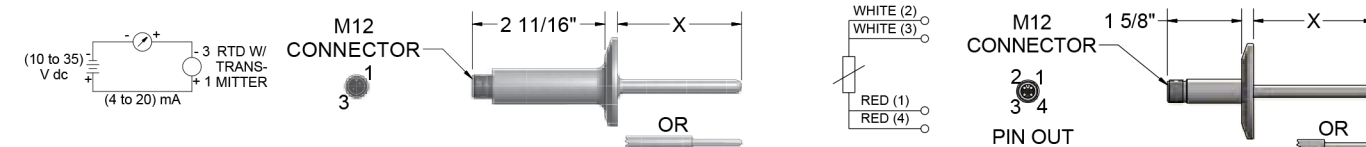


The Water-Tight CIP RTD Assembly houses an optional integral Series 450 Temperature Transmitter (no connection head is required) that is ideal for monitoring temperature in small areas such as tanks and pipes. The water-tight construction meets NEMA 6P requirements. Assemblies are supplied with a surface finish that meets or exceeds $32\mu\text{in } R_a$. Surface finishes of $15\mu\text{in } R_a$ or better are available upon request. Standard units include a M12 process connection housing. The transmitter is a 2-wire unit with an analog output. It has measurement input for Pt100 resistance thermometers (RTD) in 4-wire connections. Transmitters can be ranged from $(-51 \text{ to } 160)^\circ\text{C}$ [$-60 \text{ to } 320^\circ\text{F}$] with a 10°C [18°F] minimum span requirement. Ambient temperature limits for the M12 connector are $(-40 \text{ to } 85)^\circ\text{C}$.



ORDER CODES

Example Order Number:

1 **2** **3** **4** **5** **6** **7** **8**
R5T185L484 - **04** - **CIP** - **2-5** - **45, T** - **450** - **U** - **S (0-200)** **F**

1 Standard Tip Pt100 ($\alpha = 0.00385^\circ\text{C}^{-1}$) RTD Assemblies

CODE	TOLERANCE ^[1]	NOMINAL SHEATH DIAMETER O.D. (inches)
RAF185L484	Class A	1/4
R1T185L484	Grade B	1/4
R5T185L484	(1/5) Class B	1/4

1-1 Reduced Tip Pt100 ($\alpha = 0.00385^\circ\text{C}^{-1}$) RTD Reduced Tip Assemblies

CODE	TOLERANCE ^[1]	NOMINAL SHEATH DIAMETER O.D. (inches)	TIP OUTER DIA. (inches)
RAF185L88R484	Class A	1/2	1/4
RAF185L68R384	Class A	3/8	3/16
R1T185L88R484	Grade B	1/2	1/4
R1T185L68R384	Grade B	3/8	3/16
R5T185L88R484	(1/5) Class B	1/2	1/4
R5T185L68R384	(1/5) Class B	3/8	3/16

[1] Refer to RTD tolerance information in the General Information section for calculations to determine specific tolerance at temperature.

2 Immersion Length "X"

Specify "X" length in inches using 2 digits, plus any fractional length
 Examples: 04 = 4", 04(1/2) = 4.5"

For field-wireable and molded extensions see RTD Section.

Tri-Clamp® is a registered trademark of Alfa Laval, Inc.

3 Sanitary Cap Size and Style 316 SS

CODE	DESCRIPTION
1-5	1" & 1 1/2" 16 AMP cap - Tri-Clamp®
2-5	2" 16 AMP cap - Tri-Clamp®
3-5	2 1/2" 16 AMP cap - Tri-Clamp®
4-5	3" 16 AMP cap - Tri-Clamp®

Other cap styles available - consult factory

4 Termination

CODE	DESCRIPTION
45	M12 Water-tight connector

Optional Transmitter

T ^[1]	(4 to 20)mA Temperature Transmitter (requires table 5 selection)
------------------	--

[1] See Transmitter Section for total sensor and transmitter output accuracy.

5 Transmitter

CODE	DESCRIPTION
450-00	Programmable transmitter-unconfigured
450	Programmable transmitter-configured

6 Fault Signal

CODE	DESCRIPTION
U	Upscale burnout
D	Downscale burnout

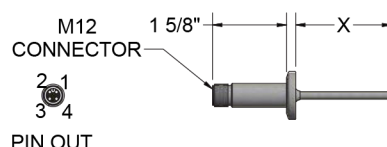
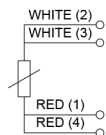
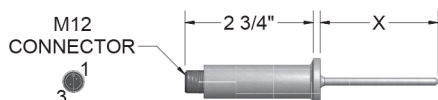
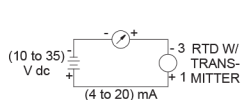
7 Range

S	(lower limit - upper limit)
---	-----------------------------

8 Units

CODE	DESCRIPTION
C	Celsius
F	Fahrenheit

The Water-Tight Miniature CIP RTD Assembly houses an optional Series 450 Temperature Transmitter (no connection head is required) that is ideal for monitoring temperature in small areas such as tanks and pipes. The water-tight construction meets NEMA 6P requirements. These assemblies include a 316SS clean-in-place connection. Assemblies are supplied with a surface finish that meets or exceeds 15µin R_a. 3.1 surface finish test reports that list actual finish measurements are available for an additional charge. Standard units include a M12 process connection housing. The transmitter is a 2-wire unit with an analog output. It has measurement input for Pt100 resistance thermometers (RTD) in 4 wire connections. Transmitters can be ranged from (-51 to 160) °C [-60 to 320] °F minimum span requirement. **Ambient temperature limits for the M12 connector is (-40 to 85) °C.**



ORDER CODES

Example Order Number:

R5T185L(156)84 - **04** - **CIP** - **075-5** - **45**, **T** - **450** - **U** - **S (0-200)** **F**

1 Pt100 ($\alpha = 0.00385 \text{ } ^\circ\text{C}^{-1}$) RTD Assemblies

CODE	TOLERANCE ^[1]	NOMINAL SHEATH DIAMETER O.D. (inches)
RAF185L(156)84	Class A	5/32
R1T185L(156)84	Grade B	5/32
R3T185L(156)84	Class AA	5/32
R5T185L(156)84	(1/5) Class B	5/32

[1] Refer to RTD tolerance information in the General Information section for calculations to determine specific tolerance at temperature.

2 Immersion Length "X"

Specify "X" length in inches using 2 digits, plus any fractional length desired
Examples: 04 = 4", 04(1/2) = 4.5"

3 Sanitary Cap Size and Style 316SS

CODE	DESCRIPTION
075-5	1/2" & 3/4" 16 AMP cap - Tri-Clamp®

For field-wireable and molded extensions see RTD Section.

Tri-Clamp® is a registered trademark of Alfa Laval, Inc.

4 Termination

CODE	DESCRIPTION
45	M12 Water-tight connector
Optional Transmitter	
T ^[1]	(4 to 20)mA Temperature transmitter (requires table 5 selection)
[1] See Transmitter Section for total sensor and transmitter output accuracy.	

5 Transmitter

CODE	DESCRIPTION
450-00	Programmable transmitter-unconfigured
450	Programmable transmitter-configured

6 Fault Signal

CODE	DESCRIPTION
U	Upscale burnout
D	Downscale burnout

7 Range

RANGE
S (lower limit - upper limit)

8 Units

CODE	DESCRIPTION
C	Celsius
F	Fahrenheit