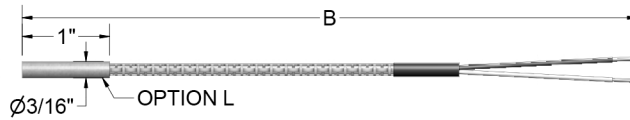
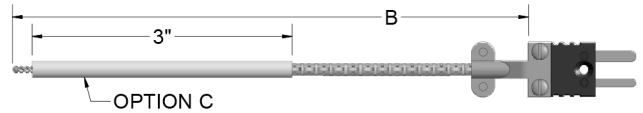
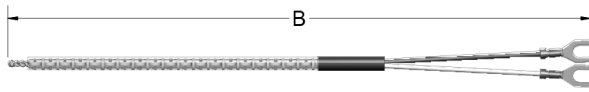


The multiple-purpose thermocouples listed below are constructed with insulated thermocouple wire and provided with twisted and TIG-welded hot junctions. Insulations and overbraids are offered to satisfy many industrial processes, furnace certification, load checking, and laboratory test temperature measurement applications.



ORDER CODES

Example Order Number:

K20-1-S-304

072

4

1 Thermocouple and Insulation Type

CODE (Insert T/C Type Prefix Letter)	WIRE GA.	COND. TYPE	INSULATION ^[1]	INSULATION TEMPERATURE RATING	LIMITS OF ERROR ^[2]
(J,K,E) 20-1-304	20	Solid	Fiberglass	482 °C [900 °F]	Standard
(J,K) 20-1-S-304	20	Solid	Fiberglass/SS ovb.	482 °C [900 °F]	Standard
(K) 20-3-302	20	Strnd	Fiberglass	482 °C [900 °F]	Standard
(J,K) 20-3-S-317	20	Strnd	Fiberglass/SS ovb.	482 °C [900 °F]	Standard
(J,K) 20-2-321	20	Solid	Hi-temp fiberglass	704 °C [1300 °F]	Special
(J,K) 20-1-508	20	Solid	TFE	260 °C [500 °F]	Standard
(J,K) 20-2-513	20	Solid	Polyimide	316 °C [600 °F]	Special
(K) 20-2-301	20	Solid	Vitreous sil. fiber	871 °C [1600 °F]	Special
(K) 20-2-350	20	Solid	Ceramic fiber	1204 °C [2200 °F]	Special
(K) 20-2-N-350	20	Solid	Cer.fiber/Inc. ovb.	1204 °C [2200 °F]	Special
(J,K) 24-1-304	24	Solid	Fiberglass	482 °C [900 °F]	Standard
(J,K) 24-1-508	24	Solid	TFE	260 °C [500 °F]	Standard
(J,K) 30-1-305	30	Solid	Fiberglass	482 °C [900 °F]	Standard
(J,K,T) 30-2-506	30	Solid	FEP	204 °C [400 °F]	Special

[1] See Wire Section, for additional insulation specifications.

[2] Consult factory for availability of non-listed Special Limits of Error wire.

3 Terminations and Options

CODE	DESCRIPTION
0	Leads not stripped
2	2" split leads, 1/4" stripped
3	Leads split 2" with spade lugs
4	Standard plug
6	Miniature plug
Options	
MC	Mating connector
CC	Cable clamp
L	Ungrounded hot junction
C	3" ceramic insulator at hot junction

2 Length

Insert 3 Digit Length Order Code in Inches.